

patented
VACUUM-HOLDER

Lip replacement


**Before inserting new lips,
brush the nut with PTFE-paste**




Wafer Holder, new RING and tool



Insert the ring into the nut, use the flat end of the tool




Put the rounded end of the tool into the vacuum hole and lift the ring



Check exact fit of the ring



Pull out the ring



See that the ring hole and the vacuum hole are in line and on top of each other